










STONE AGE



Homework

Grid

	What do I know?	Break it down	Make it new	What do I think?
I enjoy words 	Brainstorm all the things that you know about the Stone Age around a Stone Age picture.	Write a list of at least 5 questions that you would like to ask a Stone Age person.	Create a word search with words related to the Stone Age and the information we have found out. Then shade in your words neatly. How can you present your grid?	Write a poem from the point of view of a Stone Age person. What was it like living in the Stone Age? What did you do to survive/for entertainment? Can you make your poem rhyme?
I enjoy numbers and science 	Draw a timeline showing the main events happening from the Stone Age to the modern day.	Stone Age people were hunter-gatherers meaning they had to be fit and strong in order to survive. Make a circuit of fitness activities and do them for a week. Time yourself – do you get faster over the week? How could you record and show your results?	Name the different types of stone used by Stone Age people. Describe what these stones were useful for and why.	What type of materials did Stone Age people use to keep warm? Did it keep them warm? What do people wear now? Which would be warmer? Explain your opinion and give your reasons why.
I enjoy pictures 	We know that the first recordings of art were cave art. Design a piece of cave art using materials of your choice i.e. paint, chalk, crayon.	Create an imaginative story about the Stone Age using pictures to create a comic book style story.	Draw a Hunter Gatherer – label the clothes and tools; the materials they were made from and the properties of the materials used.	Draw a picture of what you think a stone age person would look like.
I enjoy doing things 	We know that Stone Age people had to make tools to catch their food. Design and make a bow and arrow (make sure the arrow is blunt).	Design and make an ancient stone circle or a replica of Stone Henge. Use paint, pencils, salt dough, Lego blocks, Papier Mache or ICT to create your design. Be creative in the way you make your stone circle.	Stone Age people built shelters to live in using materials they had gathered. Gather some natural materials and build a model shelter. After you have built it – evaluate it. What do you think is really good? Why? What would you improve?	
I enjoy music 	Write a song including information you have learned about the Stone Age.	Make a rhythm using instruments made/found from natural resources i.e. rocks, sticks. Think about the changes in tempo. For example, the tempo might increase to represent a man creeping up on his prey. Think of a way to record it e.g. video recorder, a piece of writing.		Write a book review of a book that is set in the Stone Age. It can be a book you've read in class.

<p>I enjoy working by myself</p> 	<p>Stone Age people made many tools. List as many tools as you can think of. What were they called, what were they made from and what were they used for? Stick or draw a picture next to each description.</p>	<p>Create a fact file book about the life in the Stone Ages.</p>	<p>Imagine you have written a story about the Stone Age, what would your story be called? Design the front and back cover for your story which would make other children pick up your book. Don't forget to write the blurb on the back.</p>	<p>Stone Age people and modern people have many differences. Do you think they shared anything in common? Write what you think.</p>
<p>I enjoy working with others</p> 	<p>The wheel was invented during the stone age. What is the wheel used for now? Build something that uses a wheel/wheels. After you have built it – evaluate it. What do you think is really good? What would you improve?</p>	<p>Be a reporter. Interview a member of your family about what they know about the Stone Age. What did they invent? What tools did they make and use? How could you present what you find out?</p>		

Homework Expectations

Homework is due in ***every Monday***. If your child is completing a more time consuming challenge, such as making a model, they may complete it over two weeks. However, where possible, please bring in some evidence of how the project is progressing on a Monday.

All homework should have a title and date to remain consistent with the expectations of their school work.

Children **should** write in **pencil** this term.

Please **avoid felt tips and biro pens**.

If children need resources from school, such as reference books, they only have to ask!