









CASTLE HOMEWORK – TERM 1

This homework is for the first half term. The top row are activities that should be completed on a weekly basis. During the term you should then choose ONE of the bottom ‘Topic’ activities to complete to bring in – If you want to complete more than one you can!

<p style="text-align: center;"><u>READING</u></p> <ul style="list-style-type: none"> • Read every night with your child • Write a comment in their reading diary. <div style="text-align: center;">  </div>	<p style="text-align: center;"><u>SPELLING</u></p> <ul style="list-style-type: none"> • Practise the Year 1 Common Exception words (see attached paper for these words). <div style="text-align: center;">  </div>	<p style="text-align: center;"><u>MATHS</u></p> <ul style="list-style-type: none"> • Practise numbers 1-30. • Can you say and write the numbers? • Can you order them correctly? • Can you say 1 more/less than a number between 1 and 30? <div style="text-align: center;">  </div>
<p style="text-align: center;"><u>TOPIC</u></p> <ul style="list-style-type: none"> • Draw or create a castle. • Can you label the names of the different parts of the castle? <div style="text-align: center;">  </div>	<p style="text-align: center;"><u>TOPIC</u></p> <ul style="list-style-type: none"> • Draw a knight. • Can you label the picture? <div style="text-align: center;">  </div>	<p style="text-align: center;"><u>TOPIC</u></p> <ul style="list-style-type: none"> • Read a story about a castle. • Can you draw a set of pictures to explain what the story was about? <div style="text-align: center;">  </div>

