

## Year 3 Autumn Term Homework

As Year 3 pupils, you need to read aloud at least 3 times a week to an adult at home and have it recorded in your reading diary.

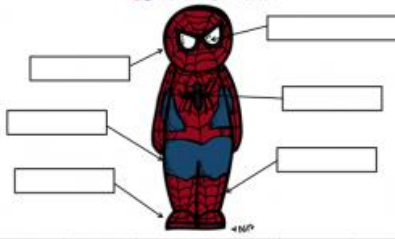
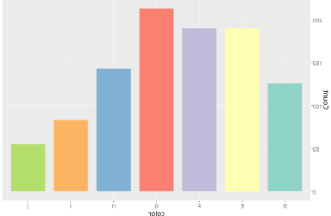



You also need to learn and practise your 2x, 10x, 5x, 3x, 4x and 8x table facts.

You also need to know the common exception words spellings attached.

### Homework Activities

This term our topic is "Local Superheroes". We will be finding out about local famous people such as Captain Webb, Thomas Parker or Abraham Darby while reading about superheroes in literature. Then we will be using our imagination and creative skills to devise our own characters and stories involving Superheroes.

You can choose from the activities below to do as part of your homework. You should be spending at least 30 minutes on homework each week, but some tasks will take longer than others.

<p style="text-align: center;"><b>Me the Superhero!</b></p> <p>Draw yourself as a superhero. Label your powers and gadgets</p> <p style="text-align: center;"><b>SPIDERMAN</b></p> 	<p style="text-align: center;"><b>Data collection</b></p> <p>Find out the favourite superheroes of 10 people out of school. Make a bar chart of the results.</p>  <p style="text-align: center;">Write 3 questions which could be answered from your chart.</p>
<p style="text-align: center;"><b>DT</b></p>  <p>Could you make a vehicle for a superhero? A new car for Batman? Maybe another superhero needs a rocket or super fast submarine... Could you use lego?</p>	<p style="text-align: center;"><b>Story Writing</b></p> <p>Take a well-known superhero and write your own adventure using this character. What problem or disaster is he/she going to overcome? Who will he/she rescue?</p> 
<p style="text-align: center;"><b>Iron Man Illustration</b></p>  <p>Could you draw a picture for any part of the story from our class reader "The Iron Man" by Ted Hughes? Maybe the fight between the Space-bat-angel-dragon and the Iron Man? Or when he fell off the cliff right at the beginning. You could use felts, paint, pencil or even collage for your picture.</p>	<p style="text-align: center;"><b>Times Table Game</b></p> <p>Could you design and make a game to practice some of the multiplication facts you need to learn. It could be a card or board game. Or even one using a computer programme or app.</p>
<p style="text-align: center;"><b>Purplemash</b></p> <p>Look out for the <b>To Do</b> tasks set each fortnight.</p>	

## Year 3 Autumn Term Homework