

*English
Writing*

For each day of writing you will:

- Watch a short animation for inspiration.
- Chose a chunk of the animation to write about.
- Watch Mr s C model how to write an exciting chunk from the film with three clear challenges.
- Write your own paragraph about your chosen chunk, including the three modelled challenges.
- Try to write a minimum of five sentences and maximum if nine sentences.

Click on the link below and watch the short animation.

<https://www.youtube.com/watch?v=ls5J7caQj7A>

Click on the link below and watch the sentence stacker lesson.

<https://www.youtube.com/watch?v=obLeGYVnyp4&t=1805s>

Now choose your chunk and write your paragraph and don't forget to share it by emailing it to a3317@telford.gov.uk


Choose Your Chunk

Title: **Belly Flop** (2018 – Jeremy Collins and Kelly Dillon)


Film link: <https://youtu.be/ls5J7caQj7A>




Plot point 1: Outdoor Pool
Time: 0:08 – 0:34




Plot point 2: My turn
Time: 0:35 – 0:54




Plot point 3: Belly flop 1
Time: 0:55 – 1:22




Plot point 4: Dive 2
Time: 1:23 – 2:00




Plot point 5: Impressive stuff
Time: 2:01 – 2:28




Plot point 6: The very top
Time: 2:29 – 2:55




Plot point 7: Fire! Fire!
Time: 2:56 – 3:29



Plot point 8: Tidal wave
Time: 3:30 – 3:52



Plot point 9: Applause
Time: 3:53 - end



Lesson 2

Click on the link below and watch the short animation.

<https://youtu.be/Aw0uORumRts>

Click on the link below and watch the sentence stacker lesson.

https://www.youtube.com/watch?v=C_CL4b-OhG8&t=1638s

Now choose your chunk and write your paragraph and don't forget to share it by emailing it to a3317@telford.gov.uk


Choose Your Chunk

Title: Alma (2009 – Rodrigo Blaas)


Film link: <https://youtu.be/Aw0uORumRts>




Plot point 1: A wintery day
Time: 0:20 – 0:59




Plot point 2: Shop window
Time: 1:00 – 1:39




Plot point 3: Where is she?
Time: 1:40 – 2:02




Plot point 4: An open door
Time: 2:03 – 2:27




Plot point 5: Dolls galore
Time: 2:28 – 2:50




Plot point 6: Closed
Time: 2:51 – 3:12




Plot point 7: Reaching
Time: 3:13 – 3:43



Plot point 8: On the inside
Time: 3:44 – 4:21



Plot point 9: Next please
Time: 4:22 - end



Lesson 3

Click on the link below and watch the short animation.

https://youtu.be/cB_2qU4GLCw

Click on the link below and watch the sentence stacker lesson.

<https://www.youtube.com/watch?v=JHs7yOKLa8Q>

Now choose your chunk and write your paragraph and don't forget to share it by emailing it to a3317@telford.gov.uk


Choose Your Chunk

Title: Bao (2018 – Domee Shi)


Film link: https://youtu.be/cB_2qU4GLCw




Plot point 1: Dinner alone?
Time: 0:12 – 0:36




Plot point 2: Being Mum
Time: 0:37 – 0:59




Plot point 3: Growing
Time: 1:00- 1:13



Plot point 4: Protecting
Time: 1:14 – 1:36




Plot point 5: Friends
Time: 1:37 – 1:51




Plot point 6: Don't go!
Time: 1:52 – 2:10




Plot point 7: Darkness
Time: 2:11 – 2:34



Plot point 8: An apology
Time: 2:35 – 2:53



Plot point 9: Moving forward
Time: 2:54 - end



Lesson 4

Click on the link below and watch the short animation.

<https://www.youtube.com/watch?v=UB3nKCNUBB4>

Click on the link below and watch the sentence stacker lesson.

<https://www.youtube.com/watch?v=cEtT6o9VrM8>

Now choose your chunk and write your paragraph and don't forget to share it by emailing it to a3317@telford.gov.uk


Choose Your Chunk

Title: Mouse for Sale (2010 = Wouter Bongaerts)


Film link: <https://youtu.be/UB3nKCNUBB4>




Plot point 1: Pet Shop
Time: 0:14 – 0:46




Plot point 2: Look at me
Time: 0:47 – 1:12




Plot point 3: Mean
Time: 1:13 – 1:35




Plot point 4: Another chance
Time: 1:36 – 2:00




Plot point 5: Launch!
Time: 2:01 – 2:16




Plot point 6: Closed
Time: 2:17 – 2:40




Plot point 7: Power off
Time: 2:41 – 2:59



Plot point 8: Cute
Time: 3:00 - 3:19



Plot point 9: Perfect match
Time: 3:20 - end



Lesson 5

Click on the link below and watch the short animation.

<https://www.youtube.com/watch?v=UB3nKCNUBB4>

Click on the link below and watch the sentence stacker lesson.

<https://youtu.be/i62znvPLlrw>

Now choose your chunk and write your paragraph and don't forget to share it by emailing it to a3317@telford.gov.uk


Choose Your Chunk



Title: **Lifted** (2006 – Pixar)

Film link: <https://youtu.be/i62znvPLlrw>


Plot point 1: Night visit
Time: 0:12 – 0:31




Plot point 2: Controls
Time: 0:32 – 0:57



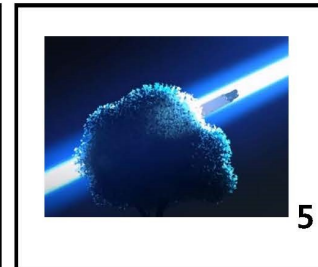
Plot point 3: Choices
Time: 0:58 – 1:31




Plot point 4: Clueless
Time: 1:32 – 2:00




Plot point 5: The ascent
Time: 2:01 – 2:42




Plot point 6: Smug
Time: 2:43 – 3:10



Plot point 7: Move over
Time: 3:11 – 3:40



Plot point 8: Want to fly?
Time: 3:41 – 4:08



Plot point 9: Oops!
Time: 4:09 - end

