

Varied Fluency

Step 3: Telling the Time to 5 Minutes

National Curriculum Objectives:

Mathematics Year 3: (3M4c) [Tell and write the time from an analogue clock, including using Roman numerals from I to XII, and 12-hour and 24-hour clocks](#)

Mathematics Year 3: (3M4d) [Estimate and read time with increasing accuracy to the nearest minute; record and compare time in terms of seconds, minutes and hours; use vocabulary such as o'clock, a.m./p.m., morning, afternoon, noon and midnight](#)

Differentiation:

Developing Questions to support telling the time to 5 minutes using clocks with all hours marked in numerals.

Expected Questions to support telling the time to 5 minutes using clocks with either 12, 3, 6 and 9 marked in numerals or all hours marked in Roman numerals.

Greater Depth Questions to support telling the time to 5 minutes using clocks with 12, 3, 6 and 9 marked in Roman numerals.


More [Year 3 Time](#) resources.

Did you like this resource? Don't forget to [review](#) it on our website.

Telling the Time to 5 Minutes


Telling the Time to 5 Minutes

1a. What time is shown on the clock?



VF

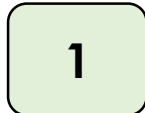
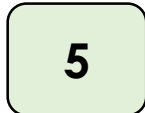
1b. What time is shown on the clock?



VF

2a. A clock shows the time five minutes past eleven.

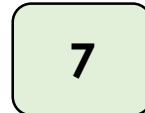
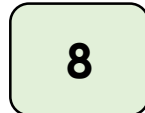
What number is the minute hand pointing at?



VF


2b. A clock shows the time twenty-five minutes to eight.

What number is the minute hand pointing at?




VF

3a. Draw the missing hand on the clock so that it reads twenty minutes past eight.




VF

3b. Draw the missing hand on the clock so that it reads quarter past four.




VF

4a. Draw hands on the clock so that it reads twenty-five minutes past six.



VF

4b. Draw hands on the clock so that it reads twenty minutes to eight.

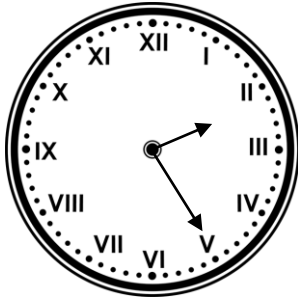


VF

Telling the Time to 5 Minutes

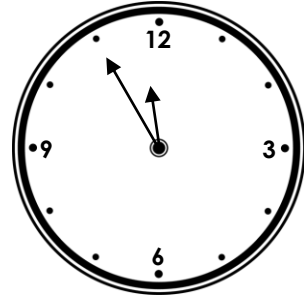
Telling the Time to 5 Minutes

5a. What time is shown on the clock?



VF

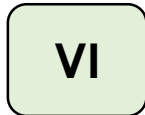
5b. What time is shown on the clock?



VF

6a. A clock shows the time twenty-five minutes to three.


What number is the minute hand pointing at?



VF

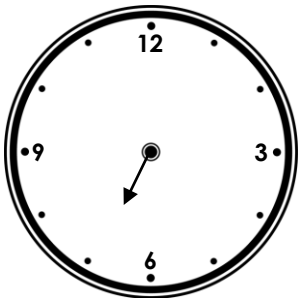
6b. A clock shows the time quarter to one.

What number is the minute hand pointing at?



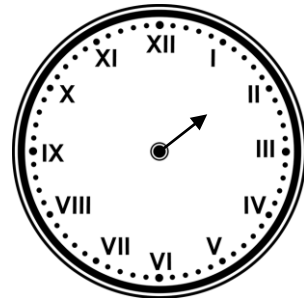
VF

7a. Draw the missing hand on the clock so that it reads twenty minutes to seven.



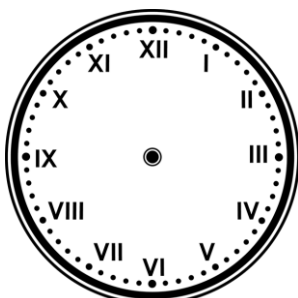
VF

7b. Draw the missing hand on the clock so that it reads ten minutes to two.



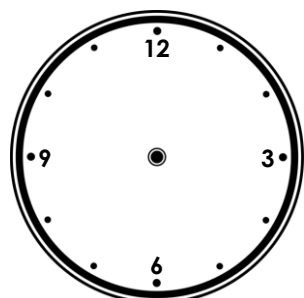
VF

8a. Draw hands on the clock so that it reads five minutes to ten.



VF

8b. Draw hands on the clock so that it reads twenty minutes past nine.

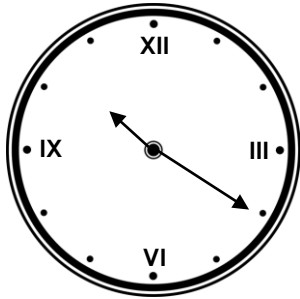


VF

Telling the Time to 5 Minutes

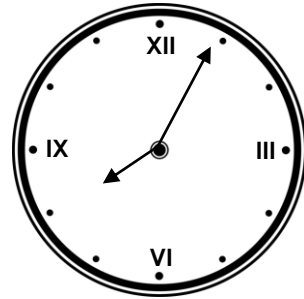
Telling the Time to 5 Minutes

9a. What time is shown on the clock?



VF

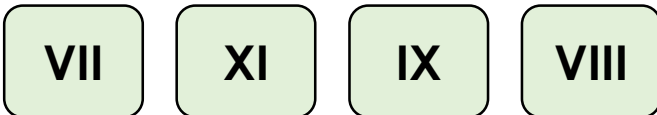
9b. What time is shown on the clock?



VF

10a. A clock shows the time five minutes to eight.

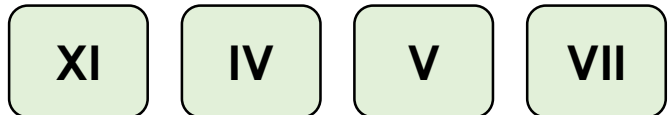
What number is the minute hand pointing at?



VF

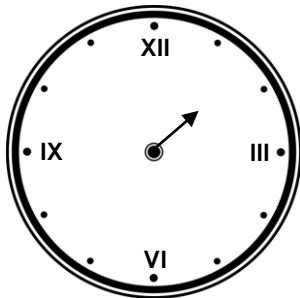
10b. A clock shows the time twenty-five minutes past eleven.

What number is the minute hand pointing at?



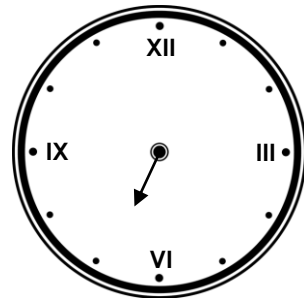
VF

11a. Draw the missing hand on the clock so that it reads ten minutes to two.



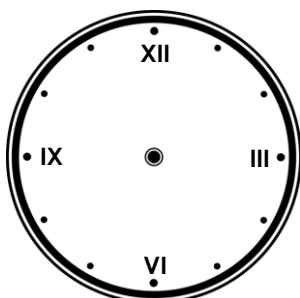
VF

11b. Draw the missing hand on the clock so that it reads twenty minutes to seven.



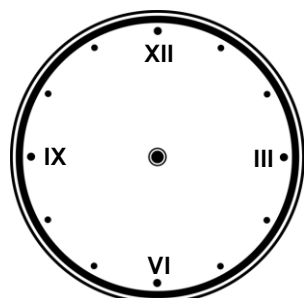
VF

12a. Draw hands on the clock so that it reads twenty minutes past eight.



VF

12b. Draw hands on the clock so that it reads twenty-five minutes past five.



VF

Varied Fluency
Telling the Time to 5 Minutes

Developing

1a. Quarter past 1 or 15 minutes past 1.

2a. 1

3a.



4a.

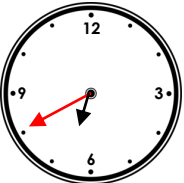


Expected

5a. 25 minutes past 2

6a. VII

7a.



8a.

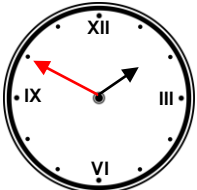


Greater Depth

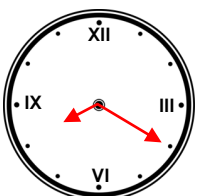
9a. 20 minutes past 10

10a. XI

11a.



12a.



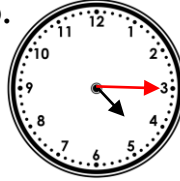
Varied Fluency
Telling the Time to 5 Minutes

Developing

1b. 25 minutes to 12

2b. 7

3b.



4b.

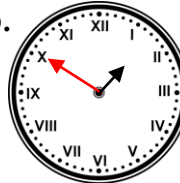


Expected

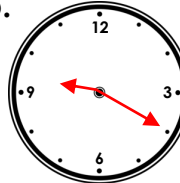
5b. 5 minutes to 12

6b. IX

7b.



8b.

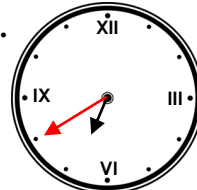


Greater Depth

9b. 5 minutes past 8

10b. V

11b.



12b.

