

# Reasoning and Problem Solving

## Step 4: Telling the Time to the Minute

### National Curriculum Objectives:

Mathematics Year 3: (3M4c) [Tell and write the time from an analogue clock, including using Roman numerals from I to XII, and 12-hour and 24-hour clocks](#)

Mathematics Year 3: (3M4d) [Estimate and read time with increasing accuracy to the nearest minute; record and compare time in terms of seconds, minutes and hours; use vocabulary such as o'clock, a.m./p.m., morning, afternoon, noon and midnight](#)

### Differentiation:

Questions 1, 4 and 7 (Problem Solving)

**Developing** Match 2 statements to clock faces. Using clocks with all hours marked in numerals.

**Expected** Match 3 statements to clock faces. All clocks have either 12, 3, 6 and 9 marked in numerals or all hours marked in Roman numerals.

**Greater Depth** Match 3 statements to clock faces. All clocks have 12, 3, 6 and 9 hours marked in Roman numerals.

Questions 2, 5 and 8 (Reasoning)

**Developing** Choose the correct minute hand to match the time statement and explain why. Using clocks with all hours marked in numerals.

**Expected** Choose the correct minute hand to match the time statement and explain why. All clocks have either 12, 3, 6 and 9 marked in numerals or all hours marked in Roman numerals.

**Greater Depth** Choose the correct minute hand to match the time statement and explain why. All clocks have 12, 3, 6 and 9 hours marked in Roman numerals.

Questions 3, 6 and 9 (Problem Solving)

**Developing** Work out the simple word problem and draw the time on the clock face. The time word problems start from o'clock or half past the hour. Using clocks with all hours marked in numerals.

**Expected** Work out the simple word problem and draw the time on the clock face. The time word problems start from half past or quarter past the hour. All clocks have either 12, 3, 6 and 9 marked in numerals or all hours marked in Roman numerals.

**Greater Depth** Work out the simple word problem and draw the time on the clock face. All clocks have 12, 3, 6 and 9 hours marked in Roman numerals.

More [Year 3 Time](#) resources.

Did you like this resource? Don't forget to [review](#) it on our website.


# Telling the Time to the Minute

# Telling the Time to the Minute

1a. Match the clocks to the correct statement.



A



B

1. Twenty-two minutes past eleven.

2. Eleven minutes past four.




PS

1b. Match the clocks to the correct statement.



A



B

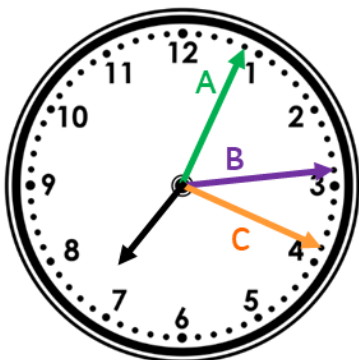
1. Nine minutes past twelve.

3. Twelve minutes to nine.



PS

2a. The time is fourteen minutes past seven. Which arrow is the correct minute hand?

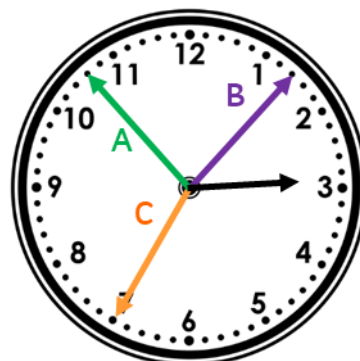


Explain why.



R

2b. The time is seven minutes to three. Which arrow shows the correct minute hand?




Explain why.



R

3a. It takes Josie 16 minutes to walk to the park. She leaves the house at 6 o'clock. What time will she arrive at the park?




Draw the time she arrives on the clock face.



PS

3b. Sameena needs to be at the library for half past 3, it takes 12 minutes to walk there. What time will she need to set off?



Draw the time she needs to leave the house on the clock face.

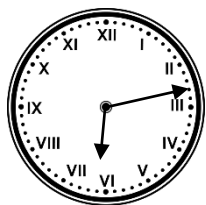


PS

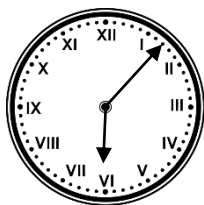
# Telling the Time to the Minute

# Telling the Time to the Minute

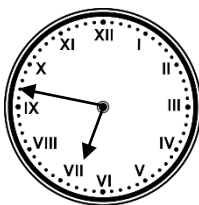
4a. Match the clocks to the correct statement.



A



B



C

1. Thirteen minutes past six.

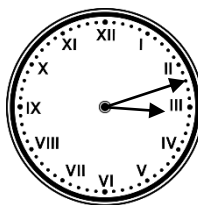
2. Thirteen minutes to seven.

3. Seven minutes past six.

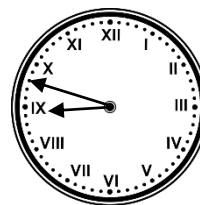


PS

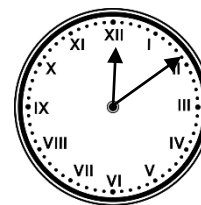
4b. Match the clocks to the correct statement.



A



B



C

1. Nine minutes past twelve.

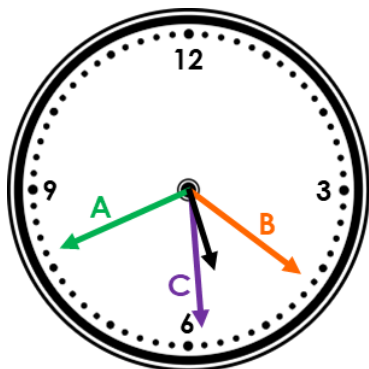
2. Twelve minutes past three.

3. Twelve minutes to nine.



PS

5a. The time is twenty-one minutes past five. Which arrow is the correct minute hand?

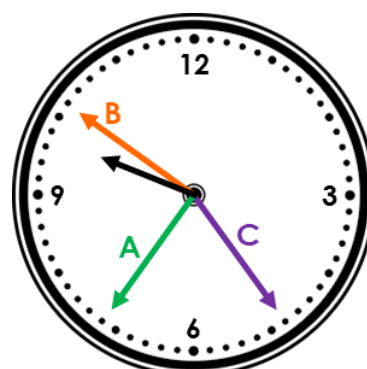


Explain why.



R

5b. The time is twenty-four minutes to ten. Which arrow is the correct minute hand?

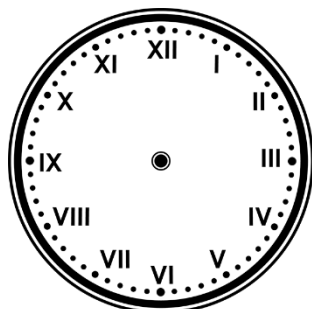


Explain why.



R

6a. It takes Carla 23 minutes to drive to work. She needs to arrive at work for half past 8. What time does she need to set off?

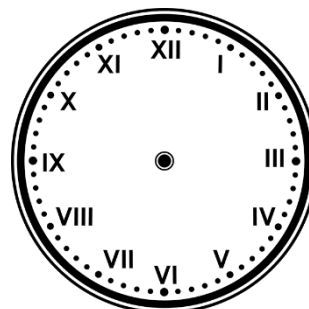


Draw the time she needs to leave the house on the clock face.



PS

6b. Sam leaves the house at quarter past 4, it takes him 22 minutes to walk to football training. What time does he arrive at training?



Draw the time he arrives at training on the clock face.

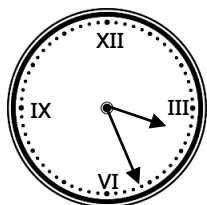


PS

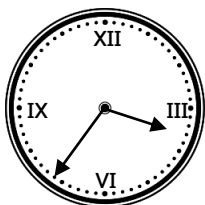
# Telling the Time to the Minute

# Telling the Time to the Minute

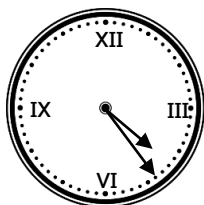
7a. Match the clocks to the correct statement.



A



B



C

1. Twenty-four minutes to four

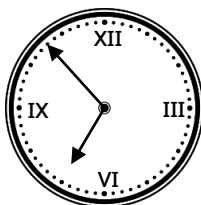
2. Twenty-six minutes past three

3. Twenty-four minutes past four

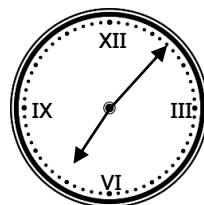


PS

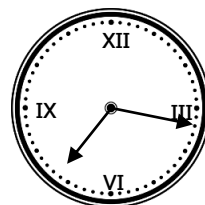
7b. Match the clocks to the correct statement.



A



B



C

1. Seven minutes to seven

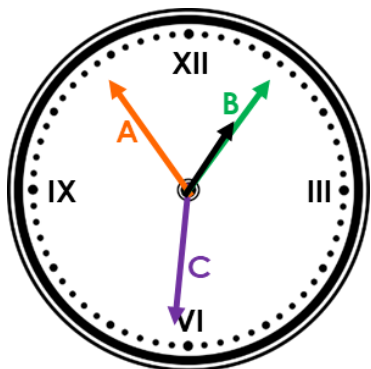
2. Seventeen minutes past seven

3. Seven minutes past seven



PS

8a. The time is six minutes past one. Which arrow is the correct minute hand?

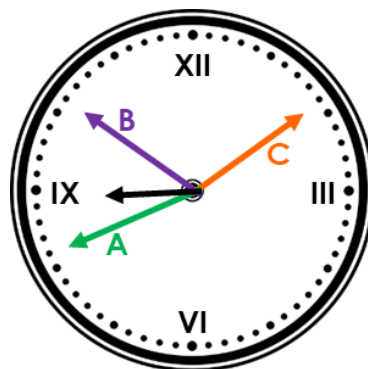


Explain why.



R

8b. The time is nineteen minutes to nine. Which arrow is the correct minute hand?

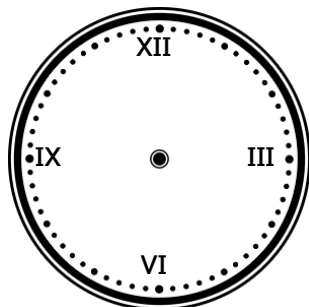


Explain why.



R

9a. It takes Carl 43 minutes to drive to college. He needs to arrive at college for ten past 9. What time does he need to set off?

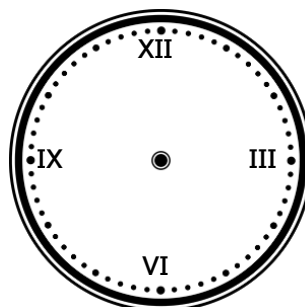


Draw the time he needs to leave the house on the clock face.



PS

9b. Hans leaves home at eight minutes past ten, it takes him 34 minutes to drive to the airport. What time does he arrive at the airport?



Draw the time he arrives at the airport on the clock face.



PS

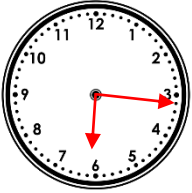
## Reasoning and Problem Solving Telling the Time to the Minute

### Developing

1a. 1 = A; 2 = B

2a. B – because it is 'past' the hour and is 1 minute before quarter past which would be at 3.

3a. 16 minutes past 6.



### Expected

4a. 1 = A; 2 = C; 3 = B

5a. B – because it is 1 minute past the 4, which is twenty past the hour. It is only 9 minutes until it gets to the 6 for half past.

6a. 7 minutes past 8.

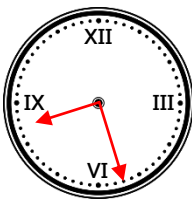


### Greater Depth

7a. 1 = B; 2 = A; 3 = C

8a. B – because it has gone 6 minutes past the 12 and it is one minute past the 5 which is minutes past the hour.

9a. 27 minutes past 8.



## Reasoning and Problem Solving Telling the Time to the Minute

### Developing

1b. 1 = B; 2 = A

2b. A – because it is 'to' the hour so it is after the 6 and it is only seven minutes until it gets to the twelve for the next hour.

3b. 18 minutes past 3.

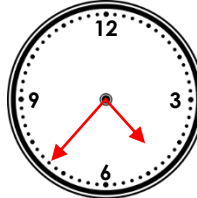


### Expected

4b. 1 = C; 2 = A; 3 = B

5b. A – because it is 'to' the hour and it is one minute after the 5 which is 25 minutes to the next hour.

6b. 23 minutes to 5 or 37 minutes past 4.



### Greater Depth

7b. 1 = A; 2 = C; 3 = B

8b. A – because it is 'to' the hour and it is 4 minutes before the 9 which is quarter to the hour.

9b. 18 minutes to 11 or 42 minutes past 10.

