

Varied Fluency

Step 2: Compare and Order Angles

National Curriculum Objectives:

Mathematics Year 4: (4G4) [Identify acute and obtuse angles and compare and order angles up to two right angles by size](#)

Mathematics Year 4: (4G2a) [Compare and classify geometric shapes, including quadrilaterals and triangles, based on their properties and sizes](#)

Differentiation:

Developing Questions to support comparing and ordering angles. Up to 3 angles per question, presented on a horizontal base line.

Expected Questions to support comparing and ordering angles. Up to 4 angles per question. All angles including a horizontal or vertical side.

Greater Depth Questions to support comparing and ordering angles. Up to 4 angles per questions. Angles in any orientation.

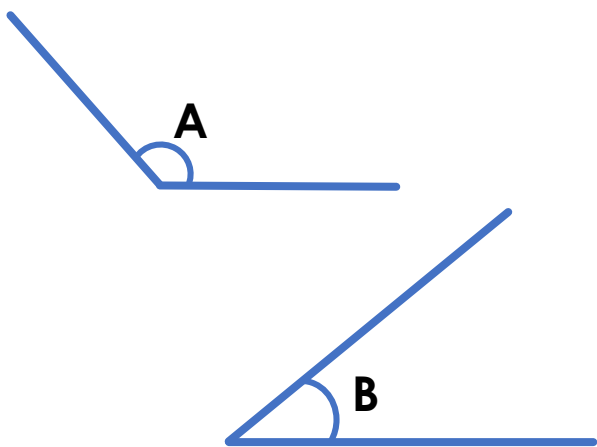
More [Year 4 Properties of Shape](#) resources.

Did you like this resource? Don't forget to [review](#) it on our website.

Compare and Order Angles

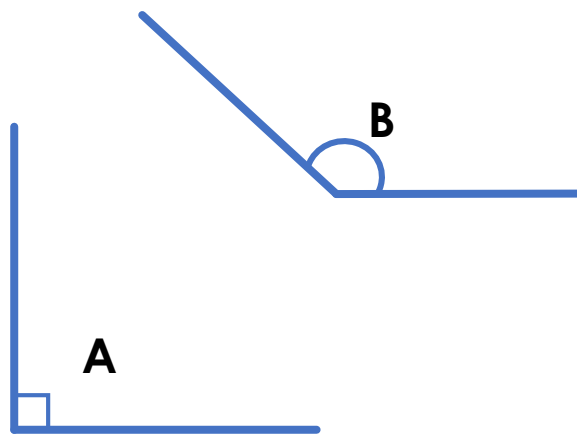
Compare and Order Angles

1a. Which angle is the largest?



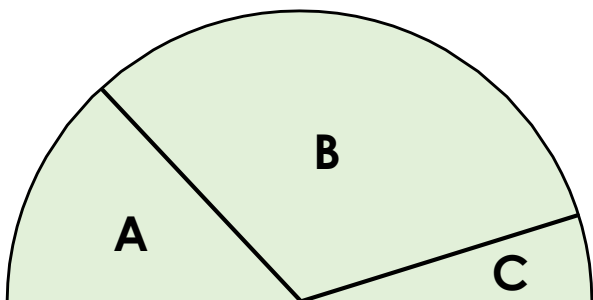
VF

1b. Which angle is the smallest?



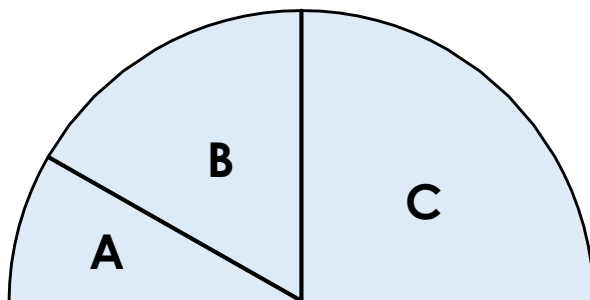
VF

2a. Here are some segments with different sized angles at their points. Put the angles in order from largest to smallest.



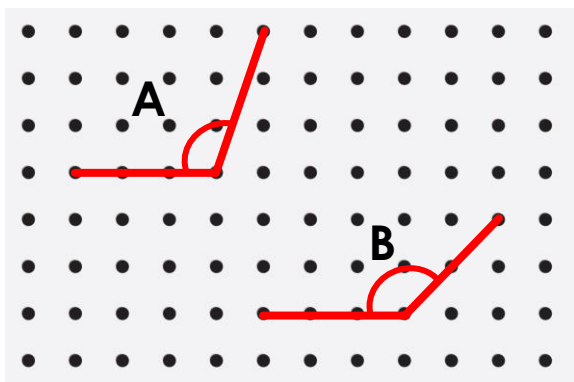
VF

2b. Here are some segments with different sized angles at their points. Put the angles in order from smallest to largest.



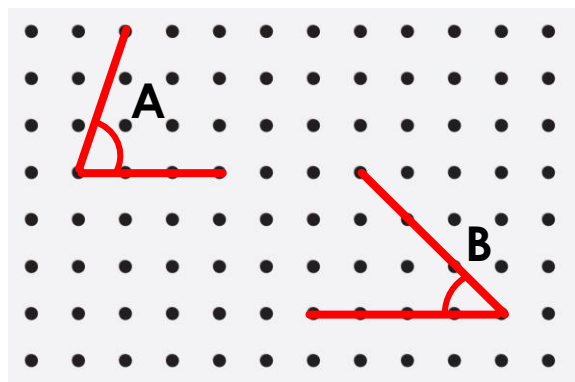
VF

3a. True or false? Angle A is smaller than angle B.



VF

3b. True or false? Angle B is larger than angle A.

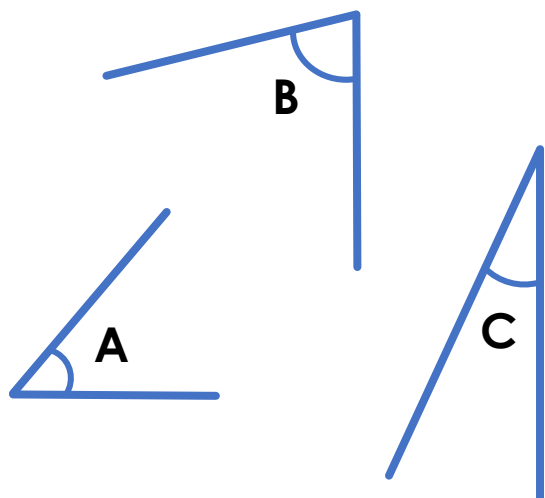


VF

Compare and Order Angles

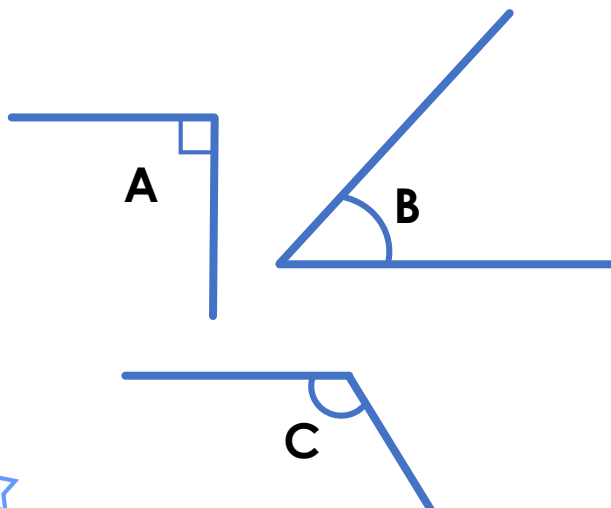
Compare and Order Angles

4a. Which angle is the smallest?



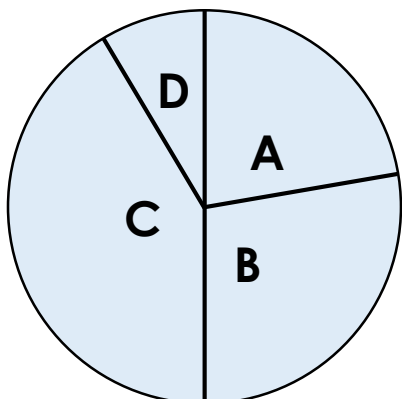
VF

4b. Which angle is the largest?



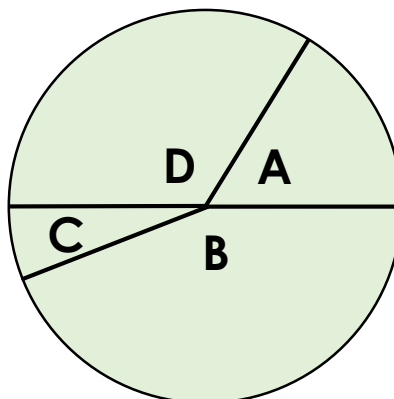
VF

5a. Here are some segments with different sized angles at their points. Put the angles in order from smallest to largest.




VF

5b. Here are some segments with different sized angles at their points. Put the angles in order from largest to smallest.



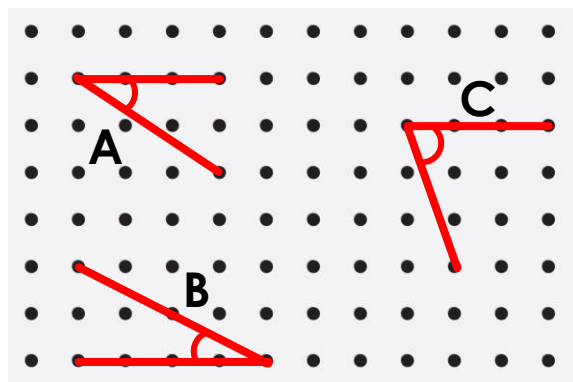
VF

6a. True or false? Angle A is smaller than angle B, which is larger than angle C.



VF

6b. True or false? Angle A is larger than angle B, which is smaller than angle C.

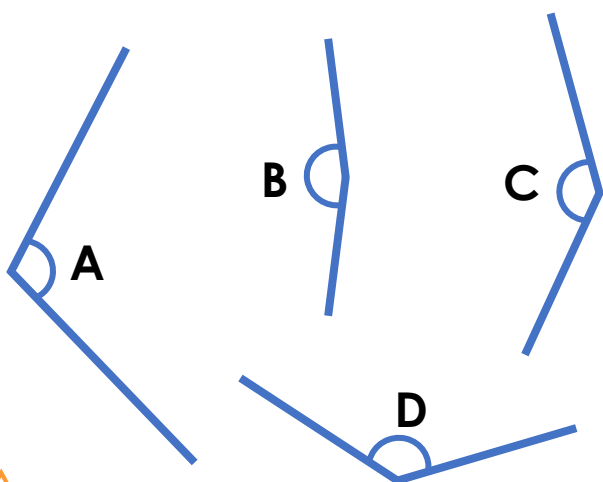


VF

Compare and Order Angles

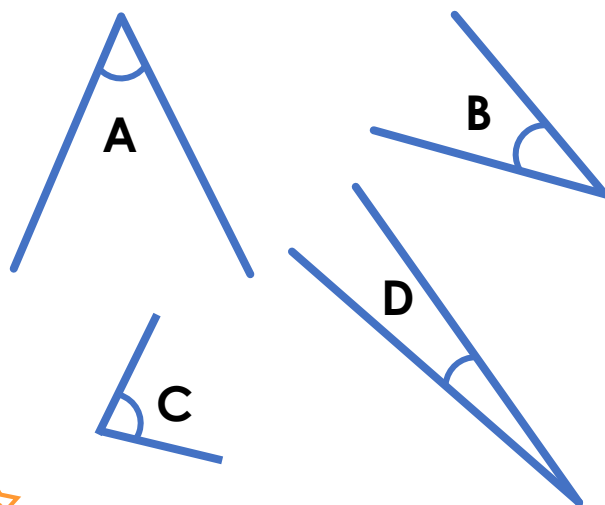
Compare and Order Angles

7a. Which angle is the largest?



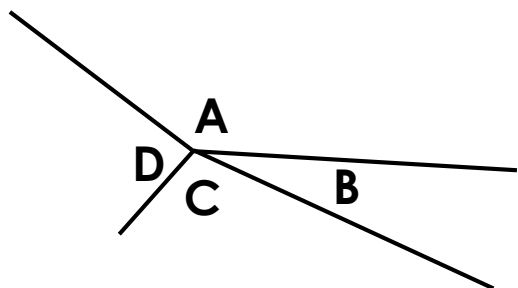
VF

7b. Which angle is the smallest?



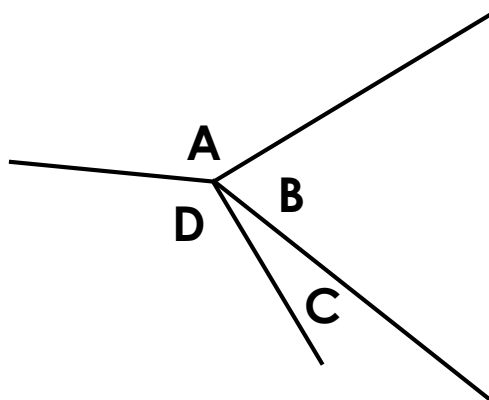
VF

8a. Here are some segments with different sized angles at their points. Put the angles in order from largest to smallest.



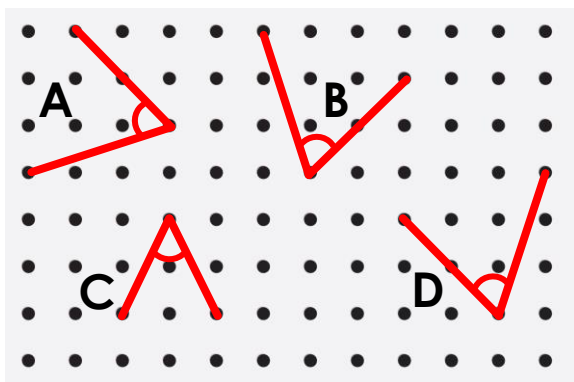
VF

8b. Here are some segments with different sized angles at their points. Put the angles in order from smallest to largest.



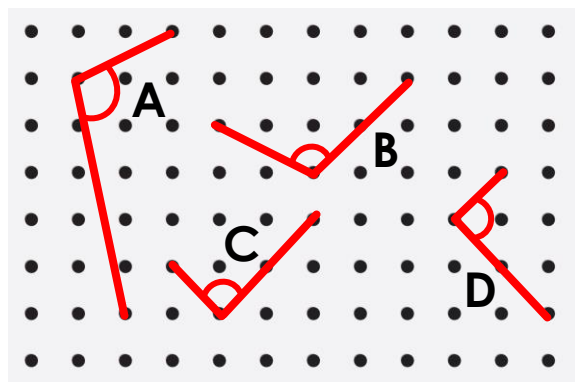
VF

9a. True or false? Angle A is the same size as angles B and D, which are bigger than angle C.



VF

9b. True or false? Angles A and B are the same size. They are larger than angle C but smaller than angle D.



VF

Varied Fluency
Compare and Order Angles

Developing

- 1a. **A**
- 2a. **B, A, C**
- 3a. **True**

Expected

- 4a. **C**
- 5a. **D, A, B, C**
- 6a. **False (Angle A is smaller than angle B, which is smaller than angle C).**

Greater Depth

- 7a. **B**
- 8a. **A, C, D, B**
- 9a. **True**

Varied Fluency
Compare and Order Angles

Developing

- 1b. **A**
- 2b. **A, B, C**
- 3b. **False, A is larger than B.**

Expected

- 4b. **C**
- 5b. **B, D, A, C**
- 6b. **True**

Greater Depth

- 7b. **D**
- 8b. **C, B, D, A**
- 9b. **False (Angle B is larger than Angle A. They are both larger than angles C and D).**