



*English
Writing
Week 3*

For each day of writing you will:

- . Watch a short animation for inspiration.*
- . Chose a chunk of the animation to write about.*
- . Watch Mrs C model how to write an exciting chunk from the film with three clear challenges.*
- . Write your own paragraph about your chosen chunk, including the three modelled challenges.*
- . Try to write a minimum of five sentences and maximum if nine sentences.*

Click on the link below and watch the short animation. — Pip

<https://youtu.be/07d2dXHYb94>

Click on the link below and watch the sentence stacker lesson.

<https://www.youtube.com/watch?v=FwWr3VcB5PY>

There are lots of ways to share your work.

- Email a photo of your work, with the name of your teacher to;

a3317@telford.gov.uk

- Use this padlet link to upload a picture of your work;

<https://padlet.com/cjmcmullan84/5yohr1cvnole6ouu>

- Tweet a picture of the work with [@dawley_ms](https://twitter.com/dawley_ms) (Miss McMullen) or [@woodhousedawley](https://twitter.com/woodhousedawley) (Miss Woodhouse)


Choose Your Chunk

Title: Pip (South Eastern Guide Dogs)


Film link: <https://youtu.be/07d2dXHYb94>




Plot point 1: First Day
Time: 0:05 – 0:34




Plot point 4: This is tough
Time: 1:19 – 1:31




Plot point 7: Disappointment
Time: 2:23 – 2:46




Plot point 2: Just made it
Time: 0:35 – 0:57




Plot point 5: Inspiration
Time: 1:32 – 1:54




Plot point 8: Danger!
Time: 2:47 – 3:11




Plot point 3: Training begins
Time: 0:58 – 1:18



Plot point 6: Exam Day
Time: 1:55 – 2:22



Plot point 9: Hero
Time: 3:12- end



Lesson 2

Click on the link below and watch the short animation. —Brush—A Fox Tale

<https://youtu.be/H4-96GqPup4>

Click on the link below and watch the sentence stacker lesson.

<https://www.youtube.com/watch?v=rp4bgvHkag8>

There are lots of ways to share your work.

- Email a photo of your work, with the name of your teacher to;

a3317@telford.gov.uk

- Use this padlet link to upload a picture of your work;

<https://padlet.com/cjmcmullan84/5yohr1cvnole6ouu>

- Tweet a picture of the work with [@dawley_ms](https://twitter.com/dawley_ms) (Miss McMullen) or [@woodhousedawley](https://twitter.com/woodhousedawley) (Miss Woodhouse)

Choose Your Chunk

Title: Brush! A Fox Tale (20018 – Willi Anton & Faustina Arriola)


Film link: <https://youtu.be/H4-96GqPup4>



Plot point 1: Through the window
Time: 0:07 – 0:23




Plot point 2: Painting
Time: 0:24 – 0:39




Plot point 3: Knock Knock!
Time: 0:40 – 0:53




Plot point 4: Biscuit delivery
Time: 0:54 – 1:06




Plot point 5: Come to life
Time: 1:07 – 1:33




Plot point 6: We'll take that
Time: 1:34 – 1:53




Plot point 7: Give that back
Time: 1:54 – 2:07



Plot point 8: Show her!
Time: 2:08 – 2:27



Plot point 9: Cuteness
Time: 2:28 - end



Lesson 3

Click on the link below and watch the short animation— *Dear Alice*

<https://www.youtube.com/watch?v=phQDinMbmic>

Click on the link below and watch the sentence stacker lesson.

<https://www.youtube.com/watch?v=NCW6ERWaUY4>

There are lots of ways to share your work.

- Email a photo of your work, with the name of your teacher to;

a3317@telford.gov.uk

- Use this padlet link to upload a picture of your work;

<https://padlet.com/cjmcmullan84/5yohr1cvnole6ouu>

- Tweet a picture of the work with [@dawley_ms](https://twitter.com/dawley_ms) (Miss McMullen) or [@woodhousedawley](https://twitter.com/woodhousedawley) (Miss Woodhouse)

Choose Your Chunk

Title: *Dear Alice* (2018 – Matt Cerini)

Film link: <https://youtu.be/phQDinMbmic>




Plot point 1: Sketching

Time: 0:04 – 0:30




Plot point 2: Another Artist

Time: 0:31 – 0:48




Plot point 3: Look Mum

Time: 0:49 – 1:08



Plot point 4: Please Mum

Time: 1:09 – 1:27



Plot point 5: Ruined

Time: 1:28 – 1:48



Plot point 6: Rescued picture

Time: 1:49 – 2:07



Plot point 7: Don't give up

Time: 2:08 – 2:29




Plot point 8: A gift

Time: 2:30 – 2:48



Plot point 9: Goodbye

Time: 2:49 – end



Lesson 4

Click on the link below and watch the short animation— the Wishgranter

<https://www.youtube.com/watch?v=zON0wDD7VJY>

Click on the link below and watch the sentence stacker lesson.

<https://www.youtube.com/watch?v=s5Rwoc6ZF2A>

There are lots of ways to share your work.

- Email a photo of your work, with the name of your teacher to;

a3317@telford.gov.uk

- Use this padlet link to upload a picture of your work;

<https://padlet.com/cjmcmullan84/5yohr1cvnole6ouu>

- Tweet a picture of the work with [@dawley_ms](https://twitter.com/dawley_ms) (Miss McMullen) or [@woodhousedawley](https://twitter.com/woodhousedawley) (Miss Woodhouse)


Choose Your Chunk

Title: The Wishgranter (2016 - IMDb)


Film link: <https://youtu.be/zON0wDD7VJY>




Plot point 1: Make a wish
Time: 0:08 – 0:37



Plot point 2: Wish granted
Time: 0:38 – 1:00



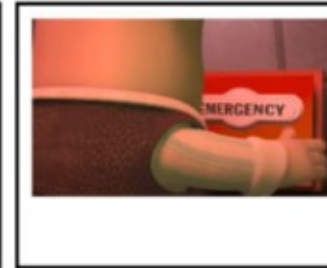
Plot point 3: Hopeful
Time: 1:01 – 1:22




Plot point 4: Match!
Time: 1:23 – 1:50



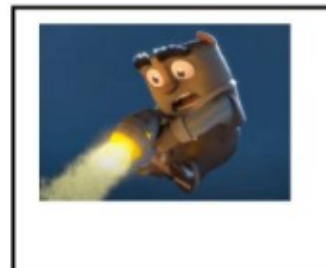
Plot point 5: Emergency
Time: 1:51 – 2:17




Plot point 6: Plan 1
Time: 2:18 – 2:48




Plot point 7: Failed again
Time: 2:49 – 3:19



Plot point 8: Last chance
Time: 3:20 – 3:53



Plot point 9: Magic moment
Time: 3:54 - end



Lesson 5

Click on the link below and watch the short animation— Preheated

<https://www.youtube.com/watch?v=2P5ZYT5xPoQ>

Click on the link below and watch the sentence stacker lesson.

https://www.youtube.com/watch?v=NrqsWf_YU8

There are lots of ways to share your work.

- Email a photo of your work, with the name of your teacher to;

a3317@telford.gov.uk

- Use this padlet link to upload a picture of your work;

<https://padlet.com/cjmcmullan84/5yohr1cvnole6ouu>

- Tweet a picture of the work with [@dawley_ms](https://twitter.com/dawley_ms) (Miss McMullen) or [@woodhousedawley](https://twitter.com/woodhousedawley) (Miss Woodhouse)

Choose Your Chunk

Title: Preheated (2019 – Luke Snedecor & Sarah Heinz)

Film link: <https://youtu.be/2P5ZYT5xPoQ>




Plot point 1: Another Fail
Time: 0:30 – 1:06




Plot point 2: An idea
Time: 1:07 – 1:38




Plot point 3: Red hot!
Time: 1:39 – 2:05



Plot point 4: Ingredients
Time: 2:06 – 2:39



Plot point 5: Problems
Time: 2:40 – 3:22




Plot point 6: Finding solutions
Time: 3:23 – 4:02



Plot point 7: Cake
Time: 4:03 – 4:24



Plot point 8: Mess...
Time: 4:25 – 4:49



Plot point 9: Happy Birthday!
Time: 4:50- end

