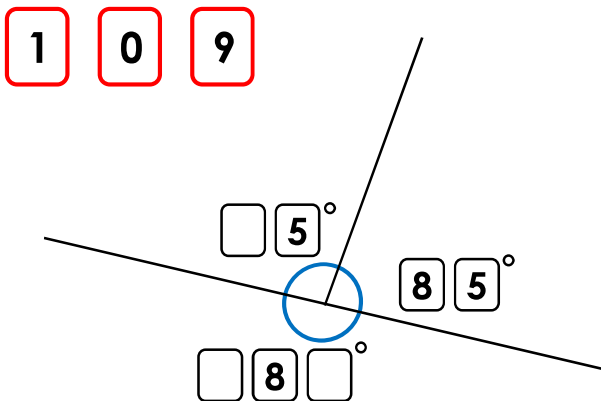


## Calculating Angles around a Point

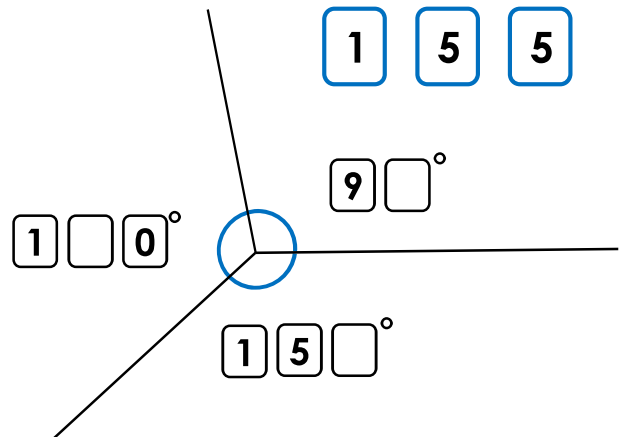
1a. Use the digit cards to fill in the missing numbers.



PS

## Calculating Angles around a Point

1b. Use the digit cards to fill in the missing numbers.



PS

2a. Asa is cutting a jam tart.  
First, she cuts the tart into 2 equal halves.  
Then, she cuts one half into 2 equal pieces and the other half into 2 unequal pieces. She says that one of the equal pieces is smaller than the larger unequal piece.

How is this possible? Explain your answer.

You could draw a diagram to help you.



R

2b. Cohen is cutting up his birthday cake.  
First, he cuts it into 3 equal pieces.  
He says that 2 of the equal pieces is bigger than half of the cake.

How is this possible? Explain your answer.

You could draw a diagram to help you.



R

3a. Use the hints to work out the angles.  
Three angles make up a full turn.

Angle A is a right angle.  
Angle B is an obtuse angle and is  $30^\circ$  more than angle A.  
Angle C is  $30^\circ$  less than a straight line.

What are the 3 angles?



PS

3b. Use the hints to work out the angles.  
Three angles make up a full turn.

Angle A is half of a right angle.  
Angle B is three times bigger than angle A.  
Angle C is double a right angle.

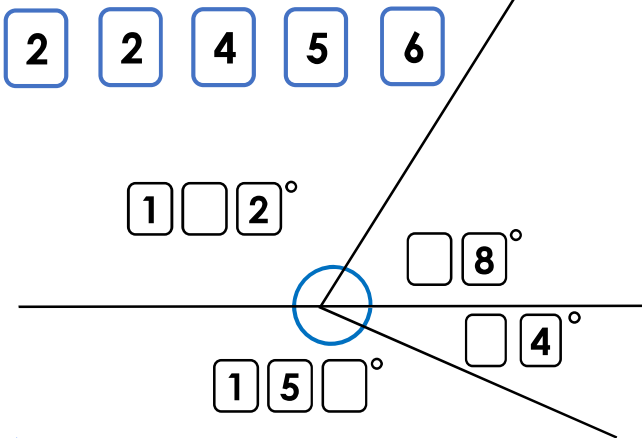
What are the 3 angles?



PS

## Calculating Angles around a Point

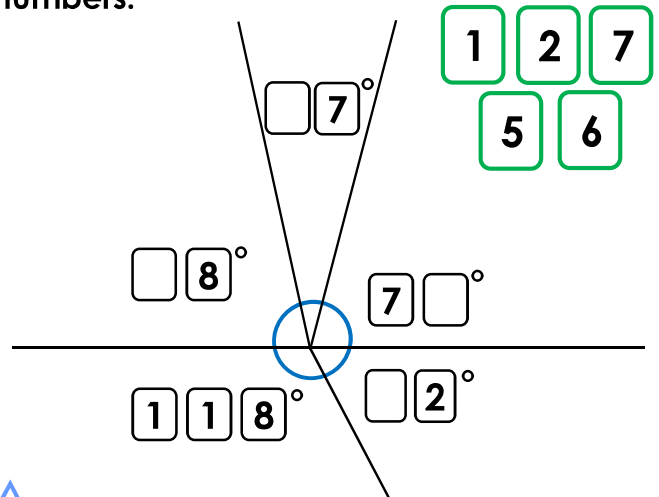
4a. Use the digit cards to fill in the missing numbers.



PS

## Calculating Angles around a Point

4b. Use the digit cards to fill in the missing numbers.



PS

5a. Alfie is cutting a cake. First, he cuts the cake into 2 equal halves. Then, he cuts one half of the cake into 3 equal pieces. He cuts the other half of the cake into 2 unequal pieces. One of these pieces makes an obtuse angle. Alfie says that one of the three equal pieces of cake is bigger than the smaller unequal piece. How is this possible? Explain your answer.

You could draw a diagram to help you.



R

5b. Evie is cutting a meat pie. First, she cuts the cake into 2 equal halves. Then, she cuts one of the halves into 4 equal pieces and the other half she cuts into 3 unequal pieces. One of the unequal pieces is a right angle. Evie says that one of the other unequal pieces is smaller than one of the 4 equal pieces. How is this possible? Explain your answer.

You could draw a diagram to help you.



R

6a. Use the hints to work out the angles. Four angles make up a full turn.

Angle A is half of a right angle.  
 Angle B is double angle A.  
 Angle C is a third more than Angle B.  
 Angle D is an obtuse angle and a multiple of 5.

What are the 4 angles?



PS

6b. Use the hints to work out the angles. Four angles make up a full turn.

Angle A is a multiple of 5 and 7.  
 Angle B is triple angle A.  
 Angle C is an obtuse angle.  
 Angle D is a third of angle C.

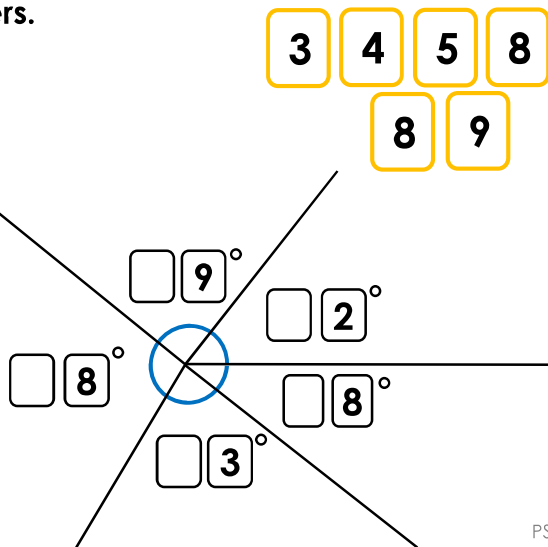
What are the 4 angles?



PS

## Calculating Angles around a Point

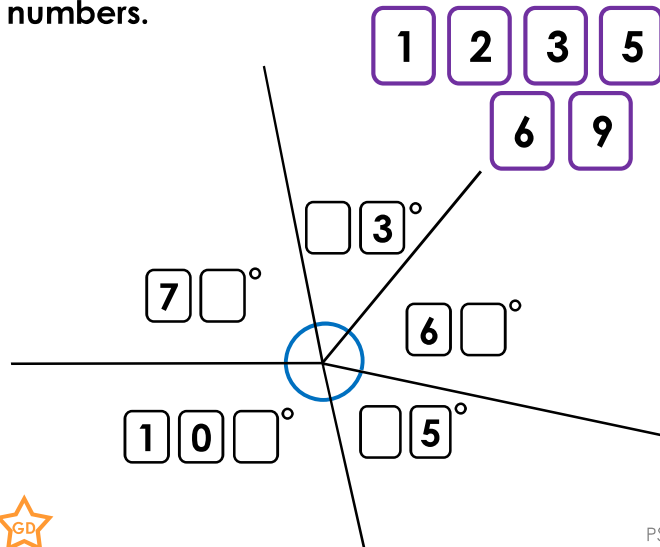
7a. Use the digit cards to fill in the missing numbers.



PS

## Calculating Angles around a Point

7b. Use the digit cards to fill in the missing numbers.



PS

8a. Lacey is cutting up a pizza. First, she cuts the pizza into 4 equal pieces. Then, she cuts 1 of the 4 equal pieces into 3 equal pieces. She cuts another one of the 4 equal pieces into 2 equal pieces. She says that 2 of the 3 equal pieces added together are larger than one of the 2 equal pieces.

How is this possible? Explain your answer.

You could draw a diagram to help you.



R

8b. Josef is cutting up a custard tart. First, he cuts it into 5 equal pieces. He cuts 2 of the pieces into 2 equal pieces and 3 of the pieces into 3 equal parts. He says that 4 of the 3 equal parts is bigger than 2 of the 2 equal parts.

How is this possible? Explain your answer.

You could draw a diagram to help you.



R

9a. Use the hints to work out the angles. Five angles make up a full turn.

Angle A is a sixth of a straight line.  
 Angle B is a multiple of 12 and 9; less than a right angle but more than  $45^\circ$ .  
 Angle C is double angle B.  
 Angle D and angle E are opposite angles.

What are the 5 angles?



PS

9b. Use the hints to work out the angles. Five angles make up a full turn.

Angle A is an eighth of a full turn.  
 Angle B is three times bigger than angle A.  
 Angle C is a third of a straight line.  
 Angle D is double angle E.

What are the 5 angles?



PS