



SUMMER

*English
Writing*

For each day of writing you will:

- Watch a short animation for inspiration.
- Watch Mrs C model how to write an exciting chunk from the film with three clear challenges.

I have included a start time for each sentence stacker lesson to save you time.

- Chose a chunk of the animation to write about.
- Write your own paragraph about your chosen chunk, including the three modelled challenges.
- Try to write a minimum of five sentences and maximum of nine sentences.

Lesson 1 - La Luna

Click on the link below and watch the short animation.

<https://www.youtube.com/watch?v=vbug7w3ZDUQ&t=15s>

Click on the link below and watch the sentence stacker lesson.

<https://www.youtube.com/watch?v=-5My3PY9RvI&t=83s>

Start Time: 1:20

Now choose your chunk and write your paragraph and don't forget to share it by emailing it to a3317@telford.gov.uk

Or using your classes padlet link (see 'How to share your work')

Choose Your Chunk

Title: La Luna

Character Names: Luca, Papa, Grandpa



Plot point 1: Midnight boat trip
Time: 0:15 - 0:40




Plot point 2: A present
Time: 0:41 - 1:05




Plot point 3: The long wait
Time: 1:06 - 1:40




Plot point 4: Up to the moon
Time: 1:41 - 2:29



Plot point 5: The moon's surface
Time: 2:30 - 3:28



Plot point 6: Starting work
Time: 3:29 - 4:17



Plot point 7: Incoming!
Time: 4:18 - 4:56



Plot point 8: An idea
Time: 4:57 - 5:45



Plot point 9: Working together
Time: 5:45 - end



Lesson 2 - Feast

Click on the link below and watch the short animation.

<https://www.youtube.com/watch?v=xS4Bq37EtGI>

Click on the link below and watch the sentence stacker lesson.

<https://www.youtube.com/watch?v=VUW7aP2ails>

Now choose your chunk and write your paragraph and don't forget to share it by emailing it to

a3317@telford.gov.uk

Or using your classes padlet link (see 'How to share your work')

Choose Your Chunk

Title: Feast (Disney 2014)

Character Names: Winston (the dog)



Plot point 1: A new owner
Time: 0:30 - 1:00



1

Plot point 2: Food glorious food!
Time: 1:01 - 1:56



2

Plot point 3: Things change
Time: 1:57 - 2:40



3

Plot point 4: More changes
Time: 2:41 - 3:08




4

Plot point 5: Old ways
Time: 3:09 - 3:40




5

Plot point 6: Missing her
Time: 3:41 - 4:10




6

Plot point 7: On a mission
Time: 4:11 - 4:52



7

Plot point 8: Wedding bells
Time: 4:53 - 5:48



8

Plot point 9: Three become four
Time: 5:49 - End



9

Lesson 3 - One small Step

Click on the link below and watch the short animation.

<https://www.youtube.com/watch?v=JiAC-8oQEQE>

Click on the link below and watch the sentence stacker lesson.

<https://www.youtube.com/watch?v=LpJX-qP372c&t=172s>

Start time: 2:50

Now choose your chunk and write your paragraph and don't forget to share it by emailing it to a3317@telford.gov.uk

Or using your classes padlet link (see 'How to share your work')


Choose Your Chunk

Title: One Small Step (Taiko Studio 2018)

Character Names: Luna (girl), Dad




Plot point 1: Birthday
Time: 0:16 – 0:44



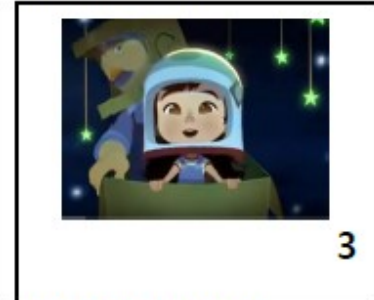
1

Plot point 2: Waiting for Dad
Time: 0:45 – 1:00




2

Plot point 3: Space Adventures
Time: 1:01 – 1:44



3

Plot point 4: Off to school
Time: 1:45 – 2:30



4

Plot point 5: Aiming high
Time: 2:31 – 3:07




5

Plot point 6: The letter
Time: 3:08 – 3:47




6

Plot point 7: Empty chair
Time: 3:48 – 4:49




7

Plot point 8: Finding shoes
Time: 4:50 – 6:02



8

Plot point 9: Another letter
Time: 6:03 - End



9

Lesson 4 - Kitbull

Click on the link below and watch the short animation.

<https://www.youtube.com/watch?v=AZS5cgybKcl>

Click on the link below and watch the sentence stacker lesson.

<https://www.youtube.com/watch?v=V-NW-PQlmbU>

Start time: 6.15

Now choose your chunk and write your paragraph and don't forget to share it by emailing it to a3317@telford.gov.uk

Or using your classes padlet link (see 'How to share your work')


Choose Your Chunk

Title: Kitbull (2019 Pixar)


Character: Kit (cat), Bull (dog), Owner




Plot point 1: Home sweet home
Time: 0:06 – 0:56



Plot point 2: A new neighbour
Time: 0:57 – 2:03




Plot point 3: Want to play?
Time: 2:04 – 3:17




Plot point 4: Training to fight
Time: 3:18 – 3:51




Plot point 5: Trapped
Time: 3:52 – 4:41




Plot point 6: Ready to play?
Time: 4:42 – 5:24




Plot point 7: Tender care
Time: 5:25 – 5:56



Plot point 8: The great escape
Time: 5:57 – 6:38



Plot point 9: A new start
Time: 6:39 - end



Lesson 5 - Rooted

Click on the link below and watch the short animation.

<https://www.youtube.com/watch?v=IshQFFwW30U>

Click on the link below and watch the sentence stacker lesson.

<https://www.youtube.com/watch?v=igJz6lmpOk>

Start time: 4.00

Now choose your chunk and write your paragraph and don't forget to share it by emailing it to a3317@telford.gov.uk

Or using your classes padlet link (see 'How to share your work')


Choose Your Chunk

Title: Rooted by Utrecht School & Edwin Schaap


Character: Man Tree, Lady Tree




Plot point 1: A beautiful park
Time: 0:06 – 0:28




Plot point 2: A new arrival
Time: 0:29 – 0:56




Plot point 3: Love blossoms
Time: 0:57 – 1:26



Plot point 4: Longing for a hug
Time: 1:27 – 1:55



Plot point 5: Shadows bond
Time: 1:56 – 2:25




Plot point 6: Changing seasons
Time: 2:26 – 2:54



Plot point 7: Time passes...
Time: 2:55 – 3:18



Plot point 8: Disaster strikes!
Time: 3:19 – 4:00



Plot point 9: Together at last
Time: 4:00 – end

