

# Varied Fluency

## Step 2: Draw Pictograms (1-1)

### National Curriculum Objectives:

Mathematics Year 2: (2S1) [Interpret and construct simple pictograms, tally charts, block diagrams and simple tables](#)

### Differentiation:

**Developing** Questions to support understanding and drawing pictograms from tables. Using up to 10 images with 1:1 correspondence. Some pictograms partially completed.

**Expected** Questions to support understanding and drawing pictograms from tables and tally charts. Using up to 15 images with 1:1 correspondence. Some pictograms partially completed.

**Greater Depth** Questions to support understanding and drawing pictograms from tables and tally charts. Using up to 15 images with 1:1 correspondence. All pictograms left blank.





More [Year 2 Statistics](#) resources.

Did you like this resource? Don't forget to [review](#) it on our website.

# Draw Pictograms (1-1)

# Draw Pictograms (1-1)

1a. Use the totals to complete the pictogram.





Pet	Number of People	Total
Cat		9
Dog		8
Rat		3
Fish		5

 = 1 person



VF

1b. Use the totals to complete the pictogram.

Colour	Number of People	Total
Red		5
Blue		4
Green		10
Yellow		7

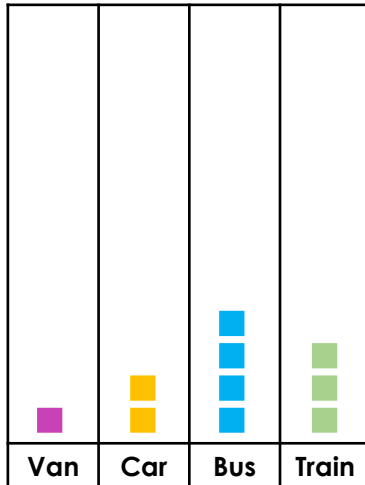
 = 1 person



VF

2a. Complete the pictogram using the table.

Travel	Total
Van	3
Car	6
Bus	8
Train	5



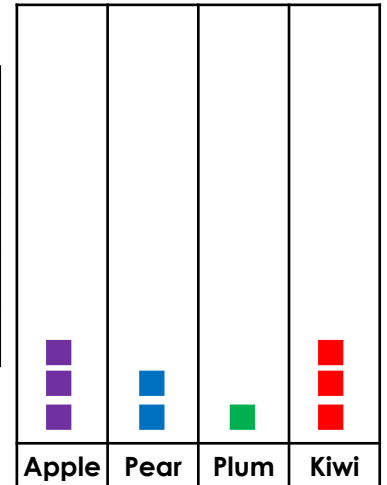
 = 1 person




VF

2b. Complete the pictogram using the table.

Fruit	Total
Apple	9
Pear	4
Plum	2
Kiwi	7





 = 1 person




VF

3a. Complete the missing sections of the table and pictogram.

Cricket	
Golf	
Yoga	
Hockey	



Cricket	6
Golf	
Yoga	5
Hockey	

 = 1 person




VF

3b. Complete the missing sections of the table and pictogram.

Grey	
Black	
Brown	
White	

Grey	
Black	7
Brown	
White	1

 = 1 person





VF

## Draw Pictograms (1-1)

## Draw Pictograms (1-1)

4a. Use the table to complete the pictogram.

Dog	
Cat	
Fish	
Rabbit	




Dog	10
Cat	12
Fish	4
Rabbit	7

 = 1 person




VF

4b. Use the table to complete the pictogram.

Salad	
Pizza	
Pie	
Fish	

Salad	5
Pizza	6
Pie	13
Fish	8

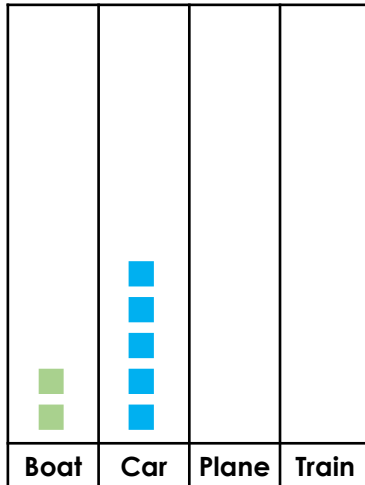
 = 1 person



VF

5a. Complete the pictogram using the tally chart.

Travel	Tally
Boat	IIII
Car	NN NN I
Plane	NN NN I
Train	NN II



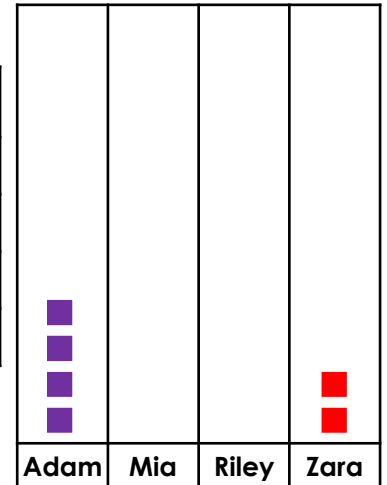
 = 1 person




VF

5b. Complete the pictogram using the tally chart.

Name	Tally
Adam	NN NN II
Mia	III
Riley	II
Zara	NN NN I





 = 1 person




VF

6a. Complete the missing sections of the tally chart and pictogram.

Football	
Tennis	
Rugby	
Boxing	



Football	NN NN III
Tennis	
Rugby	NN II
Boxing	

 = 1 person




VF

6b. Complete the missing sections of the tally chart and pictogram.

Blonde	
Black	
Brown	
Red	

Blonde	
Black	NN NN NN
Brown	
Red	II

 = 1 person



VF

## Draw Pictograms (1-1)

## Draw Pictograms (1-1)

7a. Use the tally chart to complete the pictogram.

Goose	
Parrot	
Eagle	
Owl	

Goose	
Parrot	
Eagle	
Owl	

● = 1 person



VF

7b. Use the tally chart to complete the pictogram.

Ford	
Kia	
Fiat	
Jeep	

Ford	
Kia	
Fiat	
Jeep	

● = 1 person



VF

8a. Complete the pictogram using the tally chart.

Travel	Tally
Taxi	
Plane	
Coach	
Bike	

Taxi	Plane	Coach	Bike

■ = 1 person



VF

8b. Complete the pictogram using the tally chart.

Clothes	Tally
T-shirt	
Jeans	
Dress	
Skirt	

T-shirt	Jeans	Dress	Skirt

■ = 1 person



VF

9a. Use the information to complete the tally chart and draw a pictogram to match.

Javelin	
Skipping	
Netball	
Cycling	

10 more people liked netball than cycling and the same number of people liked javelin as skipping.

Javelin	
Skipping	
Netball	
Cycling	

▲ = 1 person



VF

9b. Use the information to complete the tally chart and draw a pictogram to match.

Cereal	
Eggs	
Toast	
Porridge	

6 fewer people liked porridge than cereal and 7 more people liked eggs than toast.

Cereal	
Eggs	
Toast	
Porridge	

▲ = 1 person



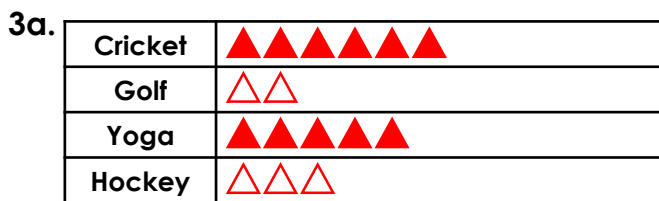
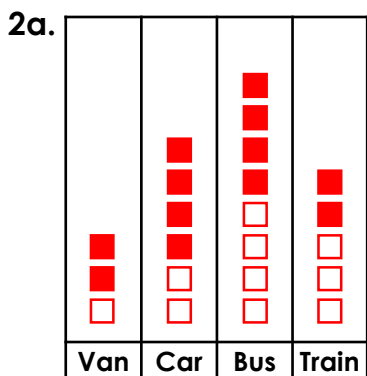
VF

## Varied Fluency Draw Pictograms (1-1)

### Developing

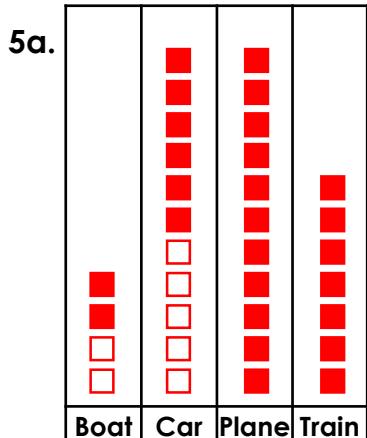
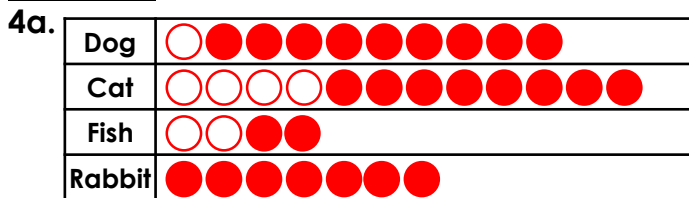
1a.

Pet	Number of People	Total
Cat		9
Dog		8
Rat		3
Fish		5



Cricket	6
Golf	2
Yoga	5
Hockey	3

### Expected

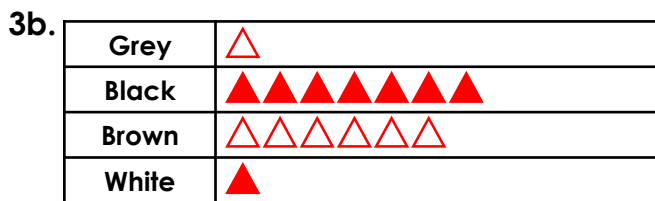
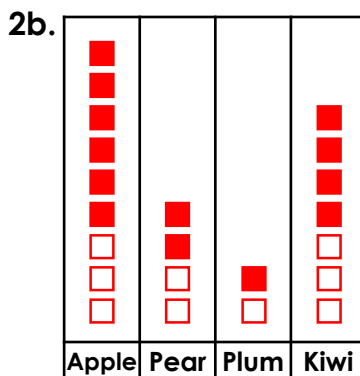


## Varied Fluency Draw Pictograms (1-1)

### Developing

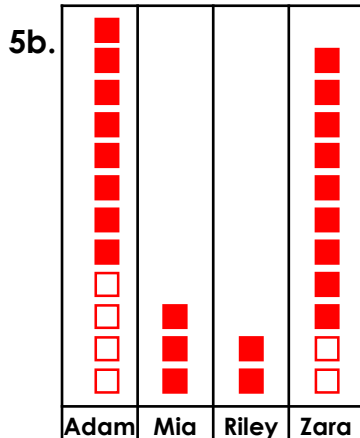
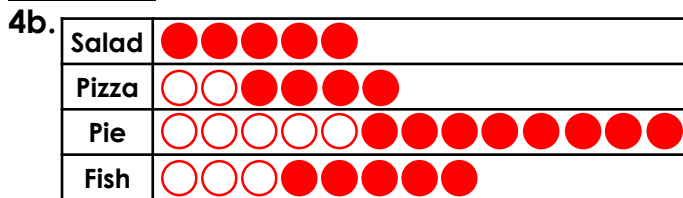
1b.

Colour	Number of People	Total
Red		5
Blue		4
Green		10
Yellow		7



Grey	1
Black	7
Brown	6
White	1

### Expected



## Varied Fluency Draw Pictograms (1-1)

6a. Football	
Tennis	
Rugby	
Boxing	

Football	
Tennis	
Rugby	
Boxing	

## Varied Fluency Draw Pictograms (1-1)

6b. Blonde	
Black	
Brown	
Red	

Blonde	
Black	
Brown	
Red	

### Greater Depth

7a. Goose	
Parrot	
Eagle	
Owl	

### Greater Depth

7b. Ford	
Kia	
Fiat	
Jeep	

8a.				
Taxi	Plane	Coach	Bike	

8b.				
T-shirt	Jeans	Dress	Skirt	

9a. Javelin	
Skipping	
Netball	
Cycling	

Javelin	
Skipping	
Netball	
Cycling	

9b. Cereal	
Eggs	
Toast	
Porridge	

Cereal	
Eggs	
Toast	
Porridge	